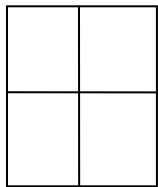



Using 10 inch blocks:

1. Cut once using desired diagram.
2. Shuffle colors (if desired).
3. Complete blocks.
4. Cut one block diagonally.
5. Complete lap quilt top.

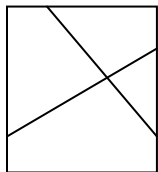
Suggested Block cuts:



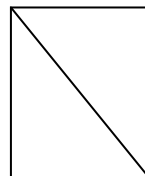
Four Patch
Cut into 4 equal blocks



Offset 4-Patch
Cut 2 ½ strip each side



Crazy 4-Patch
Angle 2 cuts across block



Half Square Triangle
Mark, sew, cut in half.
Trim completed block to 9 ½ square
*For added fun, sew a 1 inch strip
between the two cuts. Results in a lattice look.*

Basic Layout using 9 ½" unfinished completed blocks

